



Welcome to the Foundation Stage Curriculum Information

In Andrews Memorial Primary School we provide an active learning experience. The children are all thriving in the positive and caring environment and are enjoying every moment of the school



This presentation hopes to provide information about the curriculum and how you can give your child the best opportunities to develop and blossom this year.



Safeguarding Team

Mrs Sims – Designated Teacher for Child Protection


Mrs Hanafin – Deputy Designated Teacher for Child Protection

Mr Fulton – Principal

SENCO

Special Educational Needs Coordinator

Mrs Hanafin



Medication

- * If your child requires any form of medication e.g inhaler or medicine, a form must be completed which can be collected from Mrs Morrison

Home time

* Pick up at 1:55 p.m. – if you are going to be late please contact the school office. Your child will be there waiting for you.

* Introduce us to any new people who may be collecting your child.



Break Time



* 1 item is sufficient – as a

Eco School we encourage healthy eating throughout the school.

* Preferably fruit or a biscuit

Nut allergy

* Please make sure the food you send in with your child does not contain any nuts as we have a number of children who are allergic in school. This includes Nutella and coconut.

* Please advise your child not



School Website

* Our address is

www.andrewsmps.com

* Please check re **Week Beginning 12th September**
weekly posts ar **This weeks HFW**
for his and in



Suggested Activity – HFW Play Dough




P.E.



- * Our P.E. days are Tuesday and Friday.
- * Children should come to school in their P.E. kit on these days.
- * P.E. kit – Polo shirt,
Navy/black jogging bottoms or shorts
School sweatshirt or hoodie
Trainers (suitable for indoors and outdoors)

Play Based Learning





Play Based Learning

- * Language and Literacy
- * Mathematical Concepts
- * Scientific Skills and Ideas
- * Physical and Social Skills
- * The World Around Us
- * Being Creative

P2 Play Based Learning

- * People who help us
- * Autumn/Hedgehogs
- * Christmas Around the World
- * Space
- * Under the sea
- * The Titanic
- * Zoo animals

Topics

PERMA

play: \ple\ v.

1. to have fun and make
a big mess with toys.



Positivity

**I am happy at
my school.**

Engagement

**I always try to
do my best.**

Relationships

**I enjoy
working with
others.**

Meaning

**I am trying
hard to
understand.**

Achievement

**Look what I
can do!**

Play Based Learning: Outdoor Play



Language and Literacy

- * Talking and Listening
- * Reading
- * Writing



High Frequency Words

HFW

- * Each week in class we concentrate on a set of HFW and a set are assigned via the website.
- * We play games and do written work using these words.
- * It is very important to reinforce these HFW at home to compliment the learning in class.

Stamp it!

Example of the HFW activities we do daily.





Roll it!



Rainbow Writing

Reading

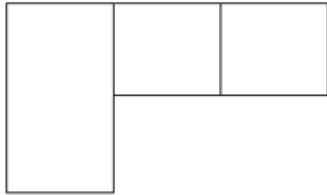
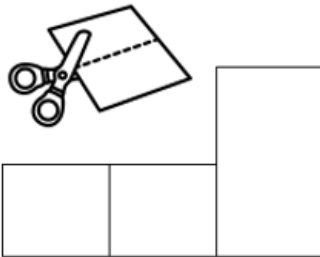
- * Reading books are prepared in class.
- * Books are sent home on a Tuesday and a Thursday
- * Please return the books sent home on a Tuesday on a Thursday and the book sent home on a Thursday ret the follow day.



Homework

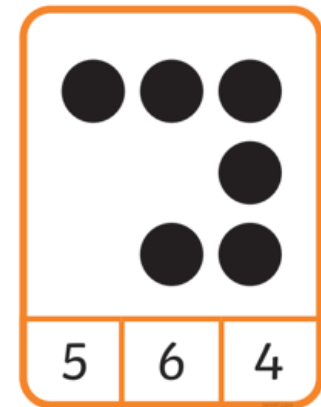
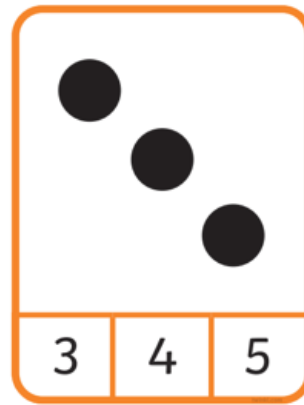
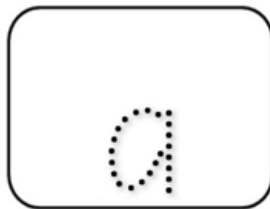


- * Reading and HFW (suggested activity on website)
- * Phonics and numeracy homework begins after 1/2 term
- * Spelling and numeracy homework begins in January.
- * Each week the children will be set 7 phonics spellings and 3 HFW.

Week 1



Practise spelling these words by writing them in the colours of the rainbow.

Use red, orange, yellow, green, blue, purple and pink



Week Beginning
24th Jan

Phonics Sounds

man can fan

tan pan ran

van

HEW

the one is

Fill the Gaps

the

one

is

th _

on _

i _

t _ _

o _ _

_ _

_ _ _

_ _ _

Spelling Sums

m + an = _____

c + an = _____

f + an = _____


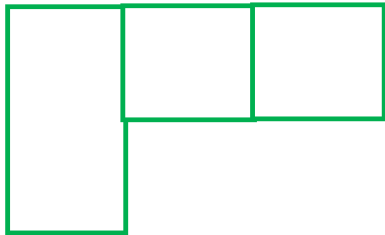
v + an = _____

Shape Sorter

Guess the word by its shape.

ran

pan



Read and Draw

A sad man.

Can you sound out your spellings?

Rainbow Writing

Monday

Tuesday

Crazy Curls

Bubble Writing

Wednesday

Thursday

Week beginning 7th February


$$20 - 5 =$$

$$16 - 10 =$$

$$1 + 17 =$$


$$12 + 3 =$$

Add 4 more fish to the fish tank.



How many fish are there?

Add 2 more children to the bus.



How many children are there?

$$10 + \square = 17$$

$$\square + 6 = 10$$

$$\square + 19 = 20$$

$$12 + \square = 15$$

Language and Literacy

Writing: Nelson Font


a b c d **e** f g h i j k l m n o p q r s **t** u v w x y
z

A B C D E F **G H I J** K L M N O P Q R S T U V
W X Y Z

*There are significant changes for the letters in red

Phonics

Foundation Stage



What is phonics?

- * A way to teach reading
- * Helps children hear, identify and use different sounds
- * Helps children to begin to write



Phonics in Andrews Memorial

- * Jolly Phonics
- * Linguistic Phonics




Linguistic Phonics

- * Provides children with strategies to help them problem solve words for both reading and writing.
- * Split up into 6 different stages
- * In P1 the children will have covered stages 1 and 2
- * In P2 we revise stages 1 and 2 and work towards stage 6.



Stage 1







- * One letter one sound
- * Beginning to read simple words
- * E.g., is, and, hat dog



Stage 2

- * Continue to focus on one letter one sound
- * Building longer words
- * E.g., sand, frog, milk



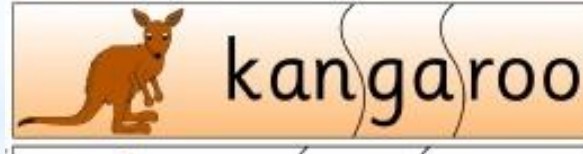
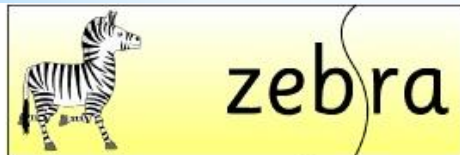
 s w i m	 f l a g
 s t o p	 f r o g
 c r a b	 s p o t

t w i n

ink saving Eco

Stage 3

* Multi-syllable words





Stage 4



* Sounds represented by more than one letter

* ff, ll, ss, zz



bell



dress



buzz

* ck, sh, th, ch, qu, ar, ng




socks




fish



mouth



chicken



quack



car



sing

Stage 5 and 6

* Sounds represented by more than one spelling pattern



* 'oa' The **o**ld **bo**at can **g**o **s**lowly.

* 'ow' The **cl**ow**n** is in the **br**ow**n**



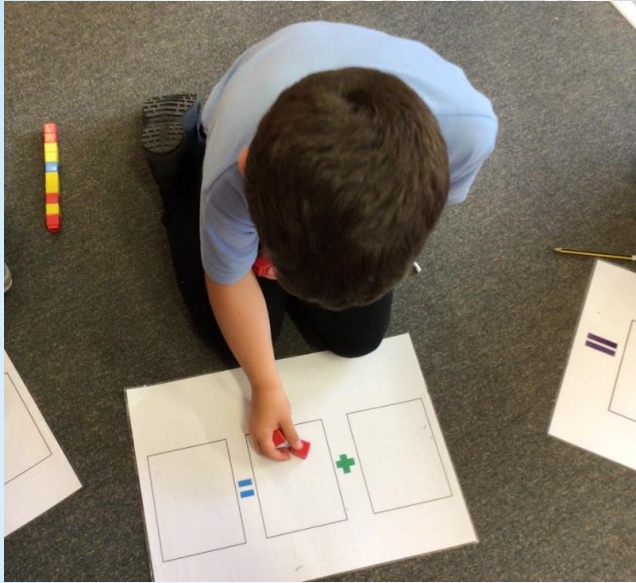
* 'ee' **P**ete is **a**s**l**ee**p** in his **s**ea**t**.

* 'oo' He **d**re**w** a **b**lue **sh**oe.

* 'aw' **P**aul **s**aw the **d**oll **f**all.



Numeracy and Maths



Numeracy and Maths

- * Mental maths
- * Understanding number
- * Length/capacity
- * Shape
- * Money
- * Time
- * Data handling (sorting and graph work)

Useful Websites

* www.topmarks.co.uk

* www.letters-and-sounds.com

* www.ictgames.com/mobilePage/forestPhonics/index.html

And finally...

- * Your child should have an exciting learning experience in Foundation Stage within a safe, caring and very happy environment.
- * We hope you all have a