

# P5 Curriculum Evening 2023-24



Welcome



# Meet the P5 Team...

**Mrs Beattie**

*With Mrs Wallace  
Miss McCullough  
Mrs McConkey*

*(P5B Downstairs)*

**Mr McCarter**

*With Mrs Sproule*

*(P5M Upstairs)*



# Housekeeping



## Attendance...

- Phone call
- Seesaw message
- Note on return

## Medication...

- Forms available from Mrs Morrison

## Encourage Independence...

- Organised folder
- Homework
- Come prepared



# Communications

We much prefer to chat in person!

- Chat at the gates
- Phone call
- Quick meeting & parent meetings
- SeeSaw – important notifications only  
(not a real-time messenger)

# Homework Diary

- Given to your child on a Monday morning.
- Discussed on a daily basis.
- Please refer to this during the week.
- Homework will be linked to topics taught in school. Therefore independence should be encouraged (where possible).

## P5 Homework Week Beginning 19th September

### Monday

<b>Red</b>	<b>Blue</b>	<b>Green</b>
<b>Reading:</b> Reading book (returned 26.09)	<b>Reading:</b> Reading book (returned 26.09)	<b>Reading:</b> Reading book (returned 26.09)
<b>Spellings:</b> Sheet 1 Week 3. Write out all spellings.	<b>Spellings:</b> Sheet 1 Week 3. Write out all spellings.	<b>Spellings:</b> Sheet 1 Week 3. Write out all spellings.
<b>Tables:</b> x10 part a	<b>Tables:</b> x10 part a	<b>Tables:</b> x10 0x10 - 5x10
<b>Written Literacy:</b> Verbs	<b>Written Literacy:</b> Verbs	<b>Written Literacy:</b> Verbs

**TOW:** Tie shoe laces

### Tuesday

<b>Red</b>	<b>Blue</b>	<b>Green</b>
<b>Reading:</b> as 19.09	<b>Reading:</b> as 19.09	<b>Reading:</b> as 19.09
<b>Spellings:</b> Choose an activity from the spelling menu	<b>Spellings:</b> Choose an activity from the spelling menu	<b>Spellings:</b> Choose an activity from the spelling menu

### Wednesday

<b>Red</b>	<b>Blue</b>	<b>Green</b>
<b>Reading:</b> as 12.09	<b>Reading:</b> as 12.09	<b>Reading:</b> as 12.09
<b>Spellings:</b> choose an activity from the spelling menu.	<b>Spellings:</b> choose an activity from the spelling menu	<b>Spellings:</b> choose an activity from the spelling menu
<b>Tables:</b> x10 written	<b>Tables:</b> x10 written	<b>Tables:</b> x10 written (at least 15)
<b>Written WAO:</b> Continue Kings and Queens research project	<b>Written WAO:</b> Continue Kings and Queens research project	<b>Written WAO:</b> Continue Kings and Queens research project

### Thursday

<b>Red</b>	<b>Blue</b>	<b>Green</b>
<b>Reading:</b> as 12.09	<b>Reading:</b> as 12.09	<b>Reading:</b> as 12.09
<b>Spellings:</b> choose an activity from the spelling menu. <i>Revise all spellings for Fish and Chips</i>	<b>Spellings:</b> choose an activity from the spelling menu. <i>Revise all spellings for Fish and Chips</i>	<b>Spellings:</b> choose an activity from the spelling menu. <i>Revise all spellings for Fish and Chips</i>

# Home Reading

- Reading book
- One/ two weeks

- Books are pitched to a level where it can be read independently.

- Encourage discussion and independent reading using novels of choice.

# Spellings

- Similar pattern to P4 – phonics, synonym & topic words.
- Spelling activity to be completed each evening. Refer to grid below.

<u>Spellings List (Monday)</u>	<u>Tuesday Activity</u>
Copy down your spelling list carefully from your sheet	Choose an activity from the menu to complete on Tuesday night
<u>Wednesday Activity</u>	<u>Thursday Activity</u>
Choose an activity from the menu to complete on Wednesday night	Choose an activity from the menu to complete on Thursday night

## P4-P7 Memory Menu!

Write your list of spellings out carefully on a Monday night. Select one spelling activity of your choice to complete on Tuesday night, one for Wednesday and a final one for Thursday to aid your ability to remember your spellings! Use a double spread each week – one side for your spellings list and one side for your theme spellings. Hopefully you will find the activities that work best for you!

<b>Super Synonyms</b> Write your list with a synonym beside each spelling	<b>Back &amp; Forth</b> Write each spelling backwards then forwards	<b>Blue Vowels</b> Write each spelling then trace the vowels in blue
<b>Red Consonants</b> Write each spelling then trace the consonants in red	<b>Bubble Write</b> Write each spelling in bubble writing	<b>Picture Perfect</b> Write each spelling with a mini picture beside
<b>Silly Sentences</b> Choose 4 spellings to include in 4 silly sentences	<b>Crazy Curls</b> Write each spelling in curly writing	<b>Rainbow Write</b> Write each spelling, then trace in rainbow colours
<b>Pyramid Words</b> Write 4 spellings in a pyramid shape, e.g. s sh sha shap shape	<b>Alphabetical Order</b> Write your spelling list out in alphabetical order	<b>Spelling Story</b> Write a very short story with 5 of your spellings included
<b>Upper &amp; Lower</b> Write each spelling in upper & lower case, e.g. uPpEr	<b>Three Times</b> Write each spelling once in pencil, a 2 <sup>nd</sup> time in coloured pencil and 3 <sup>rd</sup> in pen	<b>Hidden Picture</b> Draw a picture and hide all your spelling within your picture



*Tested on a Friday*

# Tables – Bedrock of maths in KS2!

Monday

Learning  
Part A

Tuesday

Learning  
Part B

Wednesday

Written  
application

## Application in school:

**TWZ** NAME: \_\_\_\_\_

10 times table  
Ages: 10s, 5s

**DAZZLE STAR**



BASELINE

CHECK 1

CHECK 2

SCORE

**BASELINE** Name: \_\_\_\_\_ Date: \_\_\_\_\_

10 × 3 =	7 × 10 =	6 × 10 =
5 × 6 =	3 × 5 =	1 × 5 =
10 × 12 =	9 × 5 =	2 × 5 =
5 × 12 =	7 × 5 =	10 × 1 =
6 × 10 =	8 × 10 =	10 × 9 =
11 × 10 =	5 × 5 =	5 × 5 =
10 × 10 =	12 × 5 =	10 × 3 =
10 × 6 =	9 × 10 =	2 × 10 =
9 × 10 =	5 × 8 =	10 × 9 =
10 × 9 =	8 × 10 =	4 × 5 =
10 × 11 =	3 × 5 =	7 × 10 =
10 × 9 =	10 × 3 =	5 × 11 =
12 × 5 =	4 × 10 =	9 × 10 =
4 × 10 =	10 × 5 =	4 × 5 =
1 × 10 =	10 × 10 =	8 × 10 =
5 × 2 =	5 × 5 =	1 × 10 =
10 × 3 =	10 × 1 =	8 × 10 =
1 × 10 =	10 × 4 =	4 × 5 =
11 × 5 =	3 × 5 =	1 × 5 =
5 × 7 =	1 × 5 =	2 × 5 =

SCORE:  /60

© 2022 23 Maths Circle Ltd. Licensed to Andrew Memorial Primary School, Newcastle.

**CHECK 1** Name: \_\_\_\_\_ Date: \_\_\_\_\_

8 × 5 =	9 × 10 =	5 × 2 =
1 × 5 =	5 × 2 =	5 × 5 =
4 × 10 =	10 × 5 =	10 × 1 =
5 × 12 =	5 × 6 =	10 × 11 =
5 × 12 =	10 × 8 =	10 × 2 =
10 × 6 =	5 × 5 =	10 × 4 =
10 × 11 =	10 × 11 =	9 × 10 =
1 × 5 =	10 × 2 =	5 × 10 =
5 × 8 =	11 × 10 =	11 × 10 =
11 × 10 =	5 × 9 =	10 × 2 =
5 × 10 =	10 × 11 =	10 × 4 =
5 × 9 =	5 × 12 =	12 × 5 =
10 × 5 =	5 × 7 =	5 × 2 =
10 × 2 =	6 × 5 =	10 × 5 =
8 × 5 =	10 × 6 =	10 × 10 =
10 × 3 =	2 × 10 =	1 × 5 =
5 × 7 =	10 × 8 =	5 × 5 =
5 × 11 =	7 × 5 =	10 × 5 =
11 × 5 =	5 × 8 =	10 × 4 =
10 × 10 =	5 × 10 =	10 × 5 =

SCORE:  /60

**CHECK 2** Name: \_\_\_\_\_ Date: \_\_\_\_\_

10 × 2 =	5 × 5 =	10 × 2 =
10 × 11 =	10 × 12 =	12 × 10 =
1 × 5 =	12 × 10 =	11 × 10 =
12 × 10 =	10 × 1 =	5 × 12 =
9 × 10 =	5 × 2 =	4 × 10 =
5 × 12 =	5 × 1 =	10 × 8 =
11 × 10 =	5 × 4 =	12 × 10 =
5 × 1 =	10 × 9 =	10 × 8 =
4 × 10 =	10 × 12 =	1 × 10 =
5 × 3 =	4 × 10 =	2 × 5 =
8 × 5 =	5 × 9 =	5 × 11 =
10 × 2 =	5 × 7 =	11 × 5 =
10 × 6 =	5 × 8 =	5 × 4 =
5 × 9 =	4 × 10 =	5 × 8 =
10 × 12 =	7 × 10 =	4 × 10 =
10 × 10 =	10 × 8 =	10 × 3 =
10 × 8 =	5 × 10 =	5 × 7 =
5 × 1 =	5 × 11 =	5 × 7 =
5 × 2 =	6 × 10 =	10 × 5 =
10 × 10 =	1 × 10 =	7 × 10 =

SCORE:  /60



# Written Homeworks

## Monday

### ➤ Literacy-

Grammar,  
punctuation &  
comprehension

## Tuesday

### ➤ Numeracy (Maths)-

Number, Measure,  
Shape & Space &  
Handling Data

## Wednesday

### ➤ Literacy/ Maths or WAU

- About 15 minutes
- Tutorial marked in class

# Target of the Week

**ToW is a weekly or fortnightly homework and can relate to any curricular area or skill.**

**Target of the Week may take the form of a practical task e.g. Learn to tie your shoelaces or a research task, Art activity, ICT task or physical challenge!**



# Numeracy

## Number

- Times tables – x2 up to and including x12 & division facts.
- Place value.
- Written method for: addition, subtraction, multiplication & division.
- Fractions.
- Negative numbers.
- Awareness of decimals e.g. money.
- Investigations & problem solving.

## Measures

- Time analogue and digital
- Money
- Length/ perimeter – to include compound shape.
- Area
- Weight/ capacity
- Types of angles – acute, right & obtuse.

# Numeracy cont...

## Handling Data

- Reading, interpreting & creating types of graphs – e.g. bar graph, line graph
- Tally charts
- Link to ICT software

## Shape & Space

- Properties of 2D & 3D shapes.
- Types of triangles
- Types of quadrilaterals
- Co-ordinates
- Compass points

- All areas of Numeracy met in Mental Maths (games & written).

# Literacy

## Spellings and Phonics

Discussed and taught on a Monday.

## Reading

Guided reading, Comprehension questions, dictionary skills & cloze procedures.

## Grammar & Punctuation

Nouns, verbs, adjectives, adverbs, plurals, tenses, punctuation.

## Creative Writing

All genres are taught throughout the year- e.g. narrative, poetry & reports.

## Links through SBL

Research, poetry, links to ICT.

## Homework

Consolidation of learning.

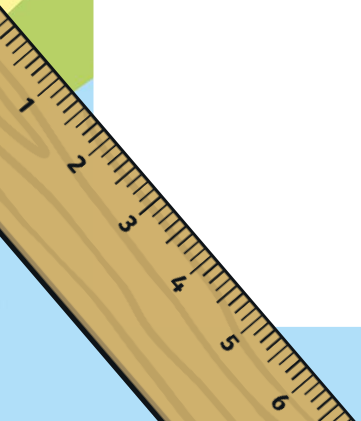
# Literacy cont...

## Talking & Listening

Drama, ToW,  
SBL


## Class Novel

Shared novels in class e.g. How To Train Your Dragon, The Lion, The Witch and The wardrobe



# ICT

- ICT linked to all curriculum areas.
- Use of iPads during SBL.
- Skills to include:



# PE

**P5B**

Thursday

**P5M**

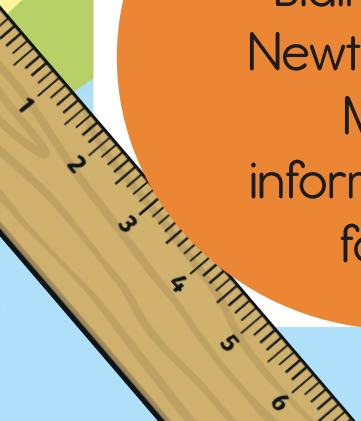
Thursday

**PE Kit**

Plain Black/  
navy bottoms/  
shorts/ leggings.  
School polo  
shirt & hoodie/  
jumper

**Swimming**

Third term at  
Blair Mayne  
Newtownards.  
More  
information to  
follow





# World Around Us

- Topics are linked through each curriculum area.

## Dragons, Myths and Legends

### Cold Lands

### Northern Ireland

### Animal Kingdom

### Ancient Egypt



# Skills Based Learning

- Keep an eye for pictures of this in action on the P5 page of the website.
- Wonderful opportunity for children to work collaboratively, take risks, be creative & enjoy a range of activities.




Primary 5

## Skills Based Learning: Ancient Egypt



Activity → Groups ↓	Egyptian group Drama: <i>The Tomb of the Pharaoh</i> <i>Top of stairs</i>	Egyptian scene <i>Wax resist art</i> <i>Table outside</i>	Boat experiment <i>P5M</i>	Egyptian face art <i>P5M</i>	Life size pharaoh <i>Group project</i> <i>Activity Area</i>	Clay pot <i>P5M</i>	Pyramids at Sunset art <i>Activity Area</i>
Ivo, Henry, Morgan, Bella, Evan, Lucy, Jude B							
Noah R, Jacob, Ben S, Daniel S, Gui, Liam, Eleanor							
Darcy, Ben M, Noah T, Jude R, Alfie, Harry P							
Samuel, Emily, Pippa, Jackson, Arthur, Evie, Ada							
Donny, Sarah, Alexander, Daniel K, Harry K, Charlie							
Harry, Calum, Matthew, Rory, Maxwell, Jacob H							
Lana, Amber, Niamh, Holly, Pyper, Zach, Jack							



# PERMA in P5

## Positivity

Class rewards  
Positive  
behaviour  
policy

## Engagement

Child centred  
activities  
Range of learning  
styles and  
opportunities

## Relationships

PDMU lessons  
(NSPCC)  
Time to listen to  
your children

## Meaning

Providing children a  
context & purpose for  
their learning.  
Opportunities to  
share & present.

## Achievement

Pupil of the week  
Table winners  
Boards displayed  
in areas



# P5 – Important Middle Years

**What can you do to help?**

- ***Support with homework***
- ***Attendance***
- ***Encourage independence – check work when it's completed, use of a timer***
- ***Read, read, read...***


# Pastoral support

- Child protection: Mrs Sims, Mrs Hanafin & Mr Fulton
- SEN: class teacher & Mrs Hanafin



# Assessments

- **PtE & PtM: towards end of year & reported on school report.**
- **Happy to discuss data at Parent teacher meetings in October**






# P5 School Trip

## Ganaway Activity Centre full day trip April 2024

*More information to follow closer to the time*



**Above all, we want your child to be safe and happy!**

